

# AVENIO ctDNA Analysis Software



EXCEPTIONAL ACCURACY  
MINIMAL EFFORT



## AVENIO ctDNA Analysis Software

The AVENIO ctDNA Analysis Software processes sequencing data and applies a powerful bioinformatic pipeline to profile tumors. The software generates clear information and reports from samples run using the AVENIO ctDNA Analysis Kits.

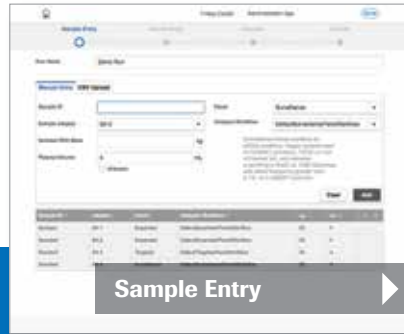
It fosters insights derived from oncology sequencing data while minimizing complexity and effort. Its interface guides the user confidently through the post-sequencing workflow. Intelligent bioinformatics with advanced proprietary algorithms and error suppression strategies deliver comprehensive results with proven accuracy and reproducibility.<sup>1,2</sup>

Powerful, yet accessible and intuitive, the AVENIO ctDNA Analysis Software offers simplicity, efficiency and accuracy.

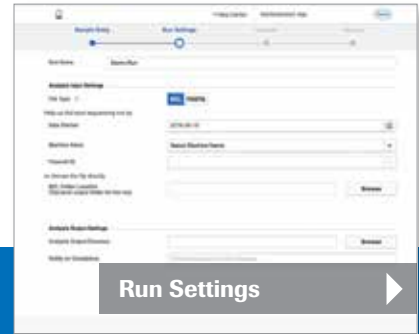
**For Research Use Only.  
Not for use in diagnostic procedures.**



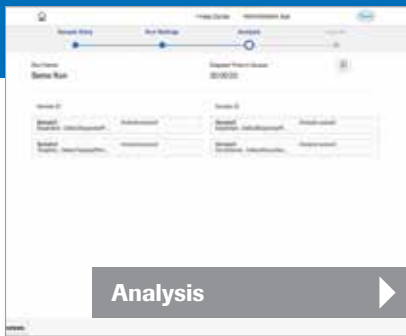
Log-in



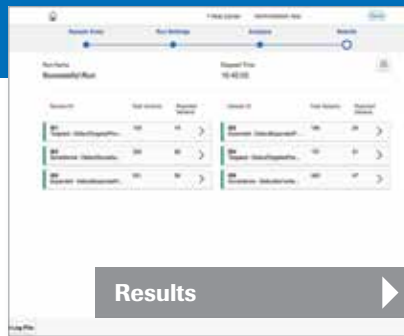
Sample Entry



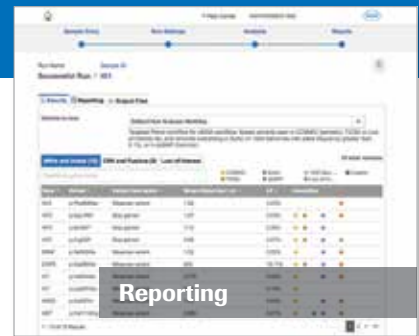
Run Settings



Analysis



Results



Reporting



## Set up and run the analysis with ease

The AVENIO ctDNA Analysis Software requires minimal expertise to set up and run an analysis on ctDNA samples. This allows laboratory and bioinformatics professionals to focus more of their time on the findings and insights, and less on managing information systems.

Intuitive user interface:

- Offers two user settings (Admin, Lab User)
- Guides step-by-step workflow
- Provides real-time tracking of analysis
- Enables filtering and custom annotation
- Provides reports in PDF format, as well as variant results in VCF and BAM file formats.

With its ability to process approximately 800 million reads in less than a day, the AVENIO ctDNA Analysis Software can be set up to run in the evening, delivering results ready for review in the morning. The software can analyze multiple samples at once, saving time, effort and resources.



**SNV**  
Single  
Nucleotide  
Variant



**Indel**  
Insertion  
or Deletion



**Fusion**



**CNV**  
Copy Number  
Variant

## Detect all four mutation classes

The software's bioinformatic algorithms and checkpoints have been optimized with clinical samples to enable accurate variant calls across all four mutation classes.<sup>1</sup>

### Performance metrics

Mutant Allele Frequency	SNVs		Indels	
	0.5%*		1.0%	
AVENIO ctDNA Kit	Sensitivity	PPV	Sensitivity	PPV
<b>Targeted</b>	>99%	>99%	>99%	>99%
<b>Expanded</b>	>99%	>98%	>99%	>99%
<b>Surveillance</b>	>99%	>99%	>99%	>99%

Mutant Allele Frequency/ Copy Number	Fusions		CNVs	
	1.0%		2.3 copies**	
AVENIO ctDNA Kit	Sensitivity	PPV	Sensitivity	PPV
<b>Targeted</b>	>96%	>99%	>99%	>99%
<b>Expanded</b>	>99%	>99%	>99%	>99%
<b>Surveillance</b>	>99%	>99%	>99%	>96%

\* Detects variants down to 0.1%. \*\*10% ctDNA at 5 copies in tumor. Performance samples - cell line mixes, cfDNA 10ng-50ng input. Sensitivity and Positive Predictive Value (PPV) metrics based on typical product performance. Sensitivity and PPV performance is reported per variant. SNV performance data based on hotspot calls; CNV performance based on MET variant. Results above were tested at the stated mutant allele frequencies. AVENIO ctDNA Analysis Kits also achieve >99.99% per base specificity across each of the panels. Performance data based on 40 million reads per sample for Targeted Kit, and 60 million reads per sample for Expanded and Surveillance Kits. Sequencing performed on an Illumina NextSeq 500.

## Detect low frequency alleles with exceptional sensitivity and specificity

The AVENIO ctDNA Analysis Software employs integrated digital error suppression (iDES) strategies, combining molecular bar codes with in silico error suppression techniques. This proprietary method enables detection of low frequency alleles down to 0.1% with exceptional sensitivity and specificity.<sup>1,2</sup>

For more details about integrated digital error suppression (iDES), please refer to the article, "Integrated digital error suppression for improved detection of circulating tumor DNA" by Newman, Lovejoy, Klass, et al, published in Nature Biotechnology in May 2016.



1. Data on file

2. Newman AM, Lovejoy AF, Klass DM, et al. Integrated digital error suppression for improved detection of circulating tumor DNA. Nature Biotechnology. 2016;34(5):547-555. doi:10.1038/nbt.3520.

Published by:

**Roche Sequencing Solutions, Inc.**

4300 Hacienda Drive  
Pleasanton, CA 94588

[sequencing.roche.com/ctdna](http://sequencing.roche.com/ctdna)

AVENIO is a trademark of Roche. NEXTSEQ is a trademark of Illumina. All other product names and trademarks are the property of their respective owners.  
©2017 Roche Sequencing Solutions, Inc. All rights reserved.

SEQ100045 04/2017